

Series 752 FireLock® Retard Chamber

PRODUCT DESCRIPTION



The Series 752 Retard Chamber is a surge tank that reduces the possibility of false alarms due to water supply pressure surges. It has a high-strength, ductile iron body and is designed for use with our Series 751 Alarm Check Valves. The body is painted inside and outside for increased corrosion resistance. The retard chamber is UL, FM, and ULC rated for 300 psi (2100 kPa) service. The unit has a capacity of approximately one gallon (3,8 liters) and weighs (dry) 18 lbs. (8,2 kg.) It is available with a 1/2" (21,3 mm) NPT inlet and 3/4" NPT outlet.



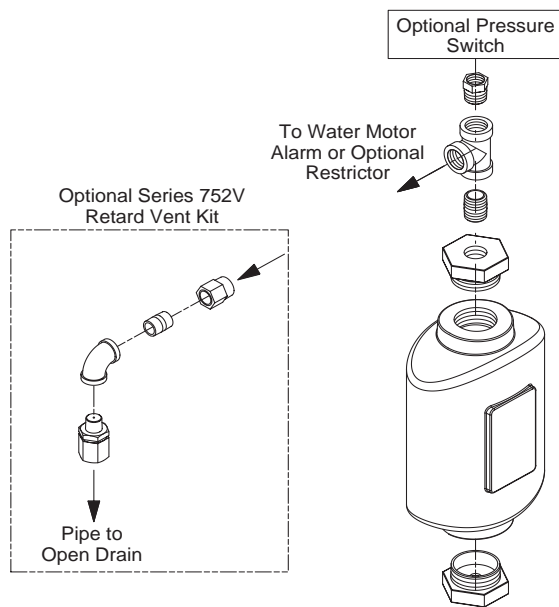
See Victaulic publication 10.01 for details.

OPERATION

When the clapper of a Victaulic Firelock Valve lifts from the valve seat ring, the inlet to the intermediate chamber is exposed. This allows the water to enter the intermediate chamber and flow through the alarm line to the retard chamber's inlet. As water is flowing into the retard chamber, it is also draining through the restrictor included in the valve trim. If there is a sustained flow of water, such as flow from the inspector's test or an open sprinkler, the water flows into the retard chamber faster than it drains through the restrictor. This allows the water to activate mechanical and/or electrical alarms, as applicable. If the flow of water is not greater than the capacity of the retard chamber and the flow of water from the drain restrictor, the alarms will not be activated.

NOTE: When an electric alarm pressure switch is installed on the retard chamber without a water motor alarm, the optional Series 752V Retard Vent Kit must be installed.

INSTALLATION



WARNING




- Always read and understand all installation instructions before attempting assembly of Victaulic piping products.
- Failure to do so could result in serious personal injury, property damage, joint leakage, or joint separation.


The retard chamber must be installed as shown on the alarm check trim drawings.

If used in a pre-mixed foam system, the trim piping must be black iron with unfinished iron fittings.

NOTE: If an electrical alarm is only being used, the optional vent trim kit should be specified in lieu of plugging the water motor alarm outlet. This will ensure proper draining of the retard chamber.

MAINTENANCE


! WARNING	
	<ul style="list-style-type: none"> Piping systems must always be depressurized and drained before attempting disassembly and removal of any Victaulic piping products. <p>Failure to do so could result in serious personal injury, property damage, or valve leakage.</p>

! WARNING	
	<ul style="list-style-type: none"> Any system service that requires taking the control valve or alarm valve out of service may eliminate the fire protection provided by the system. Prior to servicing or testing the system, notify the authority having jurisdiction of the operation being performed. Consideration of a fire patrol should be given in the affected areas. <p>Failure to do so could result in serious personal injury or property damage.</p>

It is the owner's responsibility to maintain the fire protection system in proper operating condition. The Victaulic Retard Chamber and associated valve trim must be kept free of foreign matter, freezing conditions, and any environmental conditions that may impair its operation. The frequency of inspection can vary due to adverse environmental conditions, such as corrosive water, atmosphere, or working conditions around the retard chamber and associated devices. Refer to NFPA instructions and the Victaulic Installation and Maintenance Instructions for suggested maintenance frequencies. In addition, the authority having jurisdiction may have additional test and maintenance requirements.

INSPECTIONS AND TESTS

! CAUTION	
<p>The owner is responsible for maintaining the wet system in proper operating condition. The Victaulic Series 751 Alarm Check Trim must be kept free of foreign matter, corrosive atmospheres, freezing conditions, contaminated water supplies, or any other condition that could impair the proper operation of the valve. It is important that the wet system be inspected and tested regularly. The frequency of inspection should be modified in the presence of any environmental conditions that could degrade the system's operating condition. Minimum requirements for test and inspections are outlined in the National Fire Protection Association pamphlet that describes the care and maintenance of sprinkler systems. Additionally, the authority having jurisdiction may have maintenance, inspection, and test requirements that must be followed.</p>	

! WARNING	
	<ul style="list-style-type: none"> Any system service that requires taking the control valve or alarm valve out of service may eliminate the fire protection provided by the system. Prior to servicing or testing the system, notify the authority having jurisdiction of the operation being performed. Consideration of a fire patrol should be given in the affected areas. <p>Failure to do so could result in serious personal injury or property damage.</p>

After installation, and before alarm system testing, perform the following checks:

- 1 Verify that the retard chamber is installed in accordance with the valve trim drawings and the retard trim drawings.
- 2 The retard chamber must drain to a non pressurized drain. The restrictor should be cleaned annually.

Following each operation and alarm system test:

- 1 Verify that the retard chamber and the alarm test line have completely drained, and that all alarms have been reset
- 2 Refer to the technical bulletins for all alarm devices and perform any required maintenance.

This product shall be manufactured by Victaulic Company. All products to be installed in accordance with current Victaulic installation/assembly instructions. Victaulic reserves the right to change product specifications, designs and standard equipment without notice and without incurring obligations.